


| | | | |
|-----------------|-----------|-------------------------|--------|
| LIZARDI BHI | 2009-10 | Topics: Kinematics-I | MARKS: |
| Physics & Chem. | 2nd. term | | |
| 2010-Feb-08 | | | |
| NAME: | | | |

EXERCISE #1

The body moves at constant velocity.

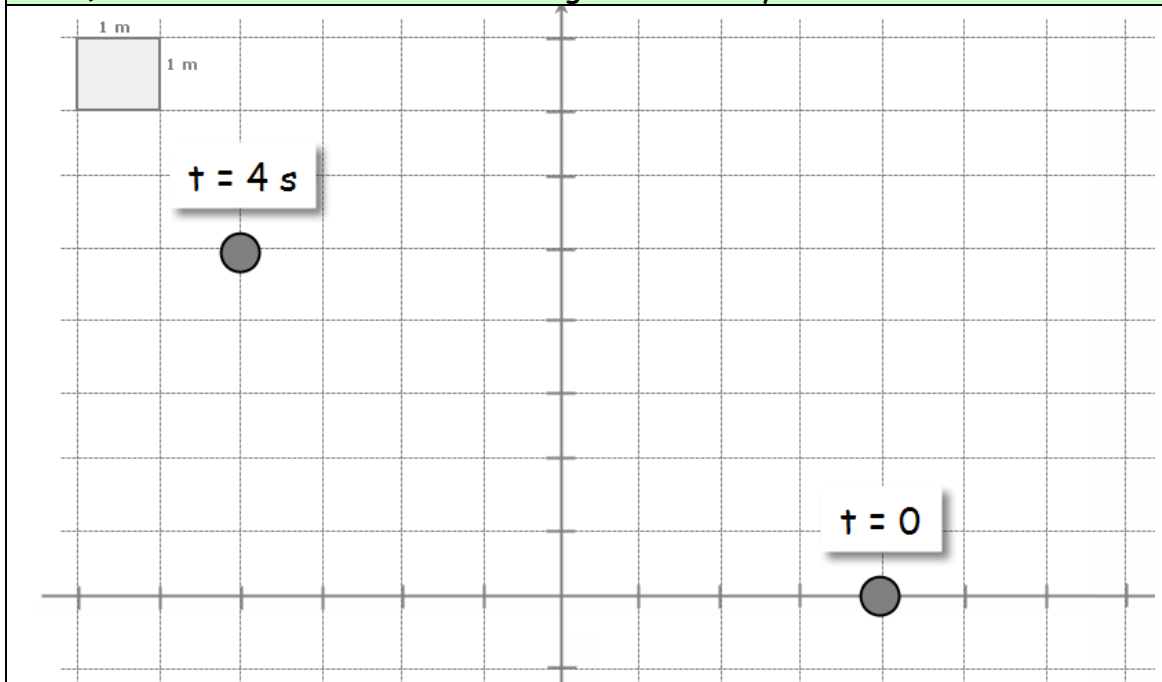
- 1) Draw and write the expressions of: \vec{r}_0 , \vec{r}_2 , $\Delta\vec{r}$
- 2) Write the equation of the position vector
- 3) Determine the position of the body at $t = 2.25$ s
- 4) Draw the velocity and write its expression
- 5) Determine the modulus and angle of velocity



EXERCISE #2

The body moves at constant velocity.

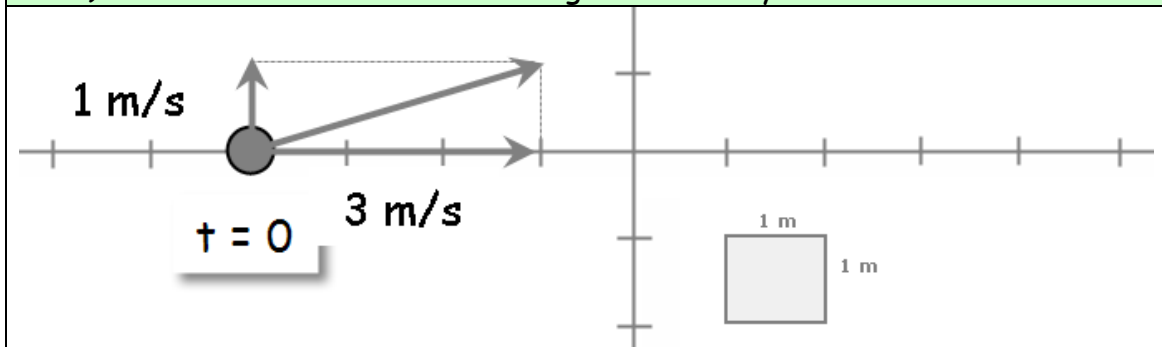
- 1) Draw and write the expressions of: \vec{r}_0 , \vec{r}_4 , $\Delta\vec{r}$
- 2) Write the equation of the position vector
- 3) Determine the position of the body at $t = 3$ s
- 4) Draw the velocity and write its expression
- 5) Determine the modulus and angle of velocity



EXERCISE #3

The body moves at constant velocity

- 1) Write the equation of the position vector
- 2) Determine the position of the body at $t = 3$ s
- 3) Determine the vertical position of the body when its horizontal position is $x = 10$ (m).
- 4) Determine the modulus and angle of velocity



EXERCISE #4

The motion is accelerated.

- 1) Write the expression of the initial velocity, final velocity, change in velocity and acceleration.
- 2) Draw the previous magnitudes
- 3) Write the equation of the velocity.
- 4) Determine the velocity when $t = 2.5$ s



EXERCISE #5

The motion is accelerated

- 1) Write the expression of the initial velocity, final velocity, change in velocity and acceleration.
- 2) Draw the previous magnitudes

